

# EXTRACTION SYSTEMS

## WALL MOUNTED CANOPIES



A NEW GENERATION IN BRAAIS

NO 2 COUNTER TOP GAS GRILL & BRUSHED STAINLESS STEEL CANOPY



Our Multibraai Canopy range is the culmination of years of experience and artful extraction system design. We have the most powerful extractor fan for domestic use, which allows the canopy to be placed about 900 mm above the gas grill's surface. This translates to it being placed about 1,8 m above floor level, keeping the canopy comfortably out of the way of people's heads.

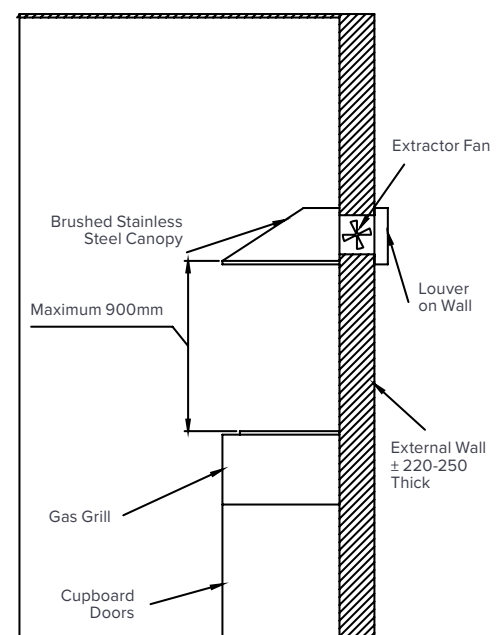
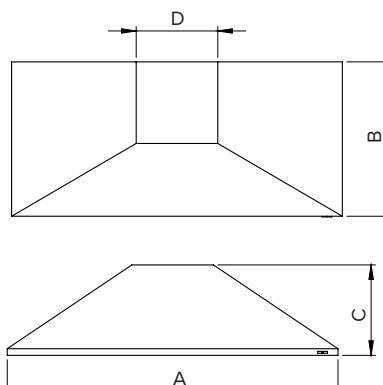
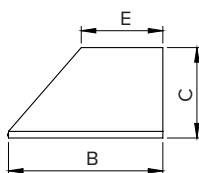
Available in widths of 1000 mm, 1250 mm and 1500 mm, our canopies can be made out of either 304 brushed Stainless Steel, or mild steel which is painted matt black.

Standard features include 2 swivel lights for optimal lighting when cooking, and removable Stainless Steel mesh filters for easy cleaning.

The canopy can be installed with a vertical flue system through the roof, using either steel flues or aluminium ducting. It can also be supplied with a rear horizontal exit that can be flued or ducted to the outside.

If the canopy is positioned on an external wall, installation is simple: the fan is mounted inside a short pipe located in the external wall, and a louvre box on the outside conceals and protects the fan.

PRODUCT	A	B	C	D	E
1000 CANOPY	1000	700	410	370	370
1250 CANOPY	1250	700	410	370	370
1500 CANOPY	1500	700	410	370	370



TYPICAL REAR EXIT CANOPY INSTALLATION