

# BUILT IN BRAAI

**GAS**



A NEW GENERATION IN BRAAIS

1200 GAS BRAAI, MILD STEEL/3CR12 BODY, PAINTED BLACK, STAINLESS STEEL FRAME AND DOOR



These units comprise a steel braai body to be built into a brick structure, the same as our Built in Charcoal/Wood models.

In addition they have one of our gas grilles offering the advantages of:

- 5 to 10 minute heating time once burners are lit until hot enough to cook
- High heat output burners allowing a large variation in heat output to suit all cooking styles
- Continuous Spark Ignition System for ease of lighting
- Heavy duty Stainless Steel burners ensuring a long lifespan on these
- Durable construction for low maintenance and a long life
- Our unique fat catcher system that drains fat away from the cooking area, enabling healthier cooking and low risk of flare up (where fat catches alight and can burn the surface of the cooking meat)
- Choice of Flame Tamer Plates or Rocks to suit individual tastes

## STANDARD FEATURES ON BUILT IN BRAAIS

BRAAI SIZE	NO OF BURNERS	GATHER OPTION	SLIDE IN DOOR	SIDE DOORS
800	2	200 x 400 or 300 ø	✓	N/A
1000	2	200 x 400 or 300 ø	✓	✓
1200	3	350 x 500 or 450 ø	✓	N/A

## OPTIONAL EXTRAS ON BUILT IN BRAAIS

220V SPIT MOTOR	CHICKEN & SPIT SWEWER	SPIT BASKET	SPIT BASKET DEEP	BRAAI PLATE LARGE	BRAAI PLATE SMALL	WARMING GRID LARGE	DRAWER GRID SMALL
✓	✓	✓	✓	670x415	345x415	N/A	✓
✓	✓	✓	✓	N/A	370x345	N/A	✓
✓	✓	✓	✓	670x415	345x415	✓	✓

Please refer to the INTRODUCTION TO OUR BRAAI RANGE & OPTIONAL EXTRAS



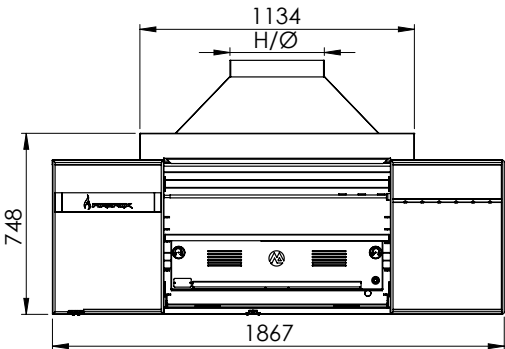
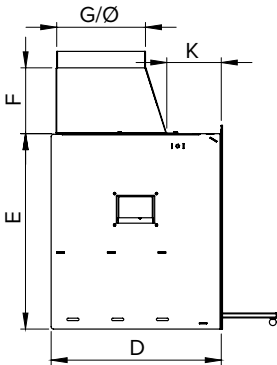
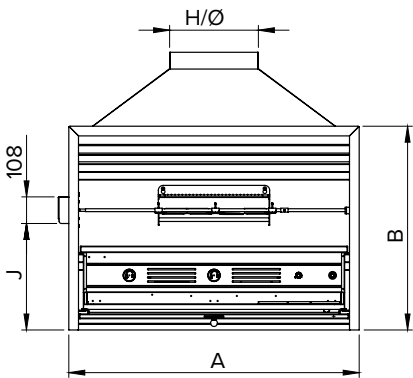
# BUILT IN BRAAI

GAS



A NEW GENERATION IN BRAAIS

1000 GAS BRAAI, MILD STEEL/3CR12 BODY PAINTED BLACK, STAINLESS STEEL SIDEWARDS OPENING DOORS



1000 MULTIFUNCTION GAS  
SIDEWARDS OPENING DOORS

PRODUCT	GRILLING AREA	A	B	C	D	E	F	G	H	Ø	J	K	L
800 GAS	695x390	855	842	790	703	808	273	200	400	300	440	225	282
1000 GAS	700x420	1020	742	955	523	708	273	200	400	300	430	117	192
1200 GAS	1047x420	1200	842	1135	703	808	273	350	500	450	440	225	282

